


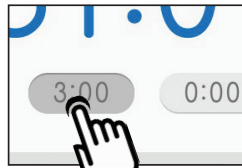
A-dec Inspire™ Control Center Quick Reference



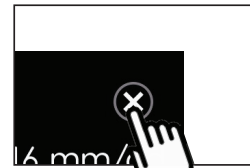
Press anywhere to turn the screen on.



Press the icon to activate.

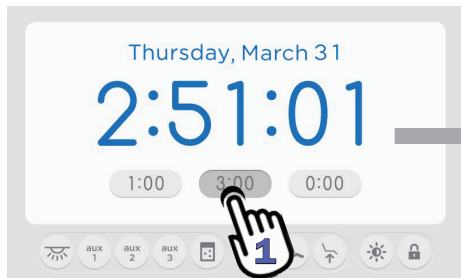


Press and hold the icon to change settings.




Press **X** to save settings.

Set and Run a Timer/Alarm

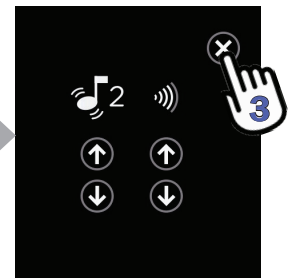


1. **Press and hold** the timer icon to display the timer settings window.*

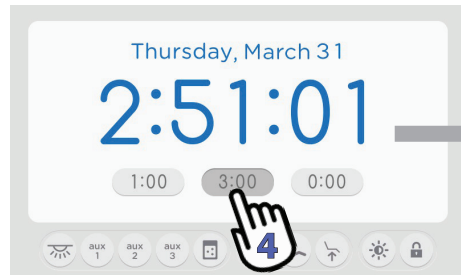


2. **Press** the arrow(s) to change the current settings.

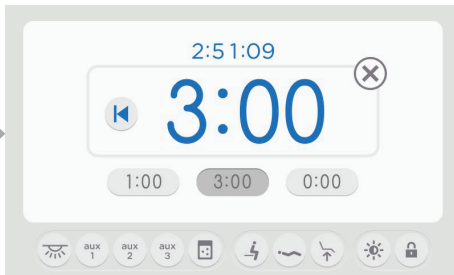
Note: Set the time to 0:00 to switch to a stopwatch timer.





3. **Press X** to save settings and return to the home screen.



4. **Press** the timer icon to start the timer.



5. **Press**  to restart the timer, or press  to cancel and return to the home screen.*

* *Note: Timer settings cannot be accessed or changed for a timer that is running.*

